

ECX700-ADP

Ruggedized Fanless Embedded System




Package Contents

| |
|--|
| • 1 ECX700-ADP System Unit |
| • 1 COMBO Cable (for COM & CANBUS) |
| • 2 LAN Cable |
| • 6 Dust Cover (for antenna connector) |
| • 1 DC Input Cable |




Front View



1

Antenna (2 WiFi & 4 LTE)

Rear View



1 LAN 1 & 2

2 PWR 9~36V

3 Combo (COM 1/2, CAN 1/2)

4 USB 3.2

5 USB 3.2

6 Vent

7 PWR status LED

Right View



1 USB 3.2

2 USB 3.2


3 HDMI

4 SIM card slot

Left View



Cable Assembly –LAN cable



LAN ports
M12 A code (8pin)



This is a standard LAN converter cable after assembly; customer can either use our converter cable or a customized cable to directly connect ECX700-ADP with their devices.

Cable Assembly – 23pin 1 to 4 cable



Circular 23pin
2 COM& 2Can bus



This is a standard 23pin 1 to 4 converter cable after assembly; customer can either use our converter cable or a customized cable to directly connect ECX700-ADP with their devices.

Cable Assembly –Power cable



Power DC-IN M12 D code (4pin)



This is a standard power converter cable after assembly; customer can either use our power converter cable or a customized cable to directly connect ECX700-ADP with their power adaptor.



DFI reserves the right to change the specifications at any time prior to the product's release. This QR may be based on the product's revision. For more documentation and drivers, please visit the download page at www.dfi.com/downloadcenter, or via the QR codes to the right.

